



**M:28 Global  
Discipleship  
Training**



Material by David Watson adapted and used by permission.

Holy Bible, New Living Translation copyright © 1996, 2004, 2007 by Tyndale House Foundation. Used by permission of Tyndale House Publishers Inc., Carol Stream, Illinois 60188. All rights reserved. New Living, NLT, and the New Living Translation logo are registered trademarks of Tyndale House Publishers.

*M:28 Global Discipleship Initiative Start Up Training*

Copyright © 2015 by International Students, Inc.

ISBN # 978-1-930942-16-5

PO Box C, Colorado Springs, CO 80901

Phone: (719) 576-2700 Fax: (719) 576-5363

[www.internationalstudents.org](http://www.internationalstudents.org)



# Table of Contents

Acknowledgements .....	7
Greeting from the ISI President .....	9
Introduction .....	11
M:28 Training Schedule .....	13
8-Hour Option - Preferred .....	13
4-Hour Option.....	13
Alternate Training Approach .....	14
M:28 Vision, Principles, Values, Priorities .....	15
M:28 Cycle.....	17
Coaching Facilitators .....	18
Ministry Plan .....	19
Ongoing Coaching.....	21
FAQs.....	23
Handouts .....	25
The M:28 Cycle .....	27
M:28 Bible Study Guidelines.....	29
M:28 Facilitator’s Guide.....	30
M:28 Bible Study Key Passages .....	33
M:28 Bible Study–Evaluation: .....	35
Strategizing for M:28 Implementation .....	37
Background .....	39
Why M:28?.....	41
Strategy .....	45
M:28 Strategy .....	47
M:28 Reproducible Model .....	47
M:28 Ministry Cycle .....	49
Concepts Behind the M:28 Ministry Cycle .....	51
M:28 Person of Peace .....	53
M:28 Bible Study Process.....	53
M:28 Bible Study – Basics .....	55
M:28 Coaching .....	59

M:28 Program Launch ..... 59  
Resources ..... 61  
M:28 Bible Study – Suggested Passages ..... 63  
M:28 Links and Books ..... 67

## **Acknowledgements**

ISI wishes to thank those who have contributed to the development of ISI's M:28 Initiative among international students, in particular the ISI staff team in the greater Dallas area, which has made significant investments in helping us to launch this initiative.

We are also profoundly grateful to individuals and ministries such as David Watson and City Teams who have labored for many years to develop relevant church-planting models. These models have helped inform and refine the development of ISI's M:28 Initiative.





## Greeting from the ISI President

Dear Colleague in Christ,

Our partnership in fulfilling the Great Commission of Jesus Christ is both a high honor and a sober responsibility. Two thousand years after Jesus left this earth it remains a significant challenge for the Church—with an estimated five billion people yet unreached. How will the Church complete the task? How will WE invest in God’s global redemptive agenda?

As the cause of missions continues to experience dramatic shifts and growing repression around the world, the Church is looking for discipleship strategies that are both fluid and relevant. International students, effectively reached and equipped for disciple-making ministry, represent a strategic force in the world for helping to fulfill the Great Commission.

ISI’s M:28 Global Discipleship Initiative is a relevant and reproducible, yet simple, strategy designed to identify international students who are spiritual seekers, guide them in truth discovery, lead them to Christ, and equip them to be disciple-makers in their spheres of impact. In the M:28 process, students experience authentic biblical community and are imprinted from the very first day with the DNA of spiritual multiplication.

Implementation and refinement of the M:28 model over the past several years is beginning to yield exponential results. Our deep desire is that the M:28 initiative would be used by God to help spark a movement among international students around the world that would result in an army of students won to Jesus Christ and launched into the marketplaces of society as God’s agents for transformation.

Thank you for joining us in this strategic venture!

A handwritten signature in black ink, appearing to read "Douglas Shaw". The signature is fluid and cursive, with the first name "Douglas" being larger and more prominent than the last name "Shaw".

Dr. Doug Shaw  
President/CEO  
International Students, Inc.



## Introduction

Dear Trainers,

We are excited that you are joining us in this M:28 adventure! (The name, M:28, comes from the command in Matthew 28 to “make disciples of all the nations.”) It is encouraging to see how God is moving among us in new ways because of our renewed commitment to prayer, the Word of God, and dependence on the Holy Spirit as we implement M:28.

When we heard what God was doing around the world through the Discovery Bible Study process, ISI began to explore and experiment to see if this was something that could be adapted and used among the leaders that God is bringing to us. It has become one of our most effective disciple-making tools. We encourage you to read *Miraculous Movements* by Jerry Trousedale to understand how God is using this throughout the world.

Our purpose is to equip you to train other staff, volunteers, and, especially, student leaders. The assumption is made that this manual will accompany an initial training with an ISI leader. In this manual, you will find a training schedule, training curriculum, handouts, and FAQs to help answer typical questions that might come up. Then, you will find resources that will give you more background to deepen your understanding of the M:28 process. We also encourage you to take advantage of ISI training events with staff experienced in M:28 to broaden your understanding of it as it presents a paradigm shift for all. Ultimately, we are doing this in order that international students will have a tool to take with them as they return home or move elsewhere.

It is essential to the understanding of this process to always keep in mind that whatever you model will be reproduced. As our students leave, our desire is that we’ve instilled a model that’s reproducible anywhere: in the marketplace, medicine, education, or government, in hostile or peaceful environments, or in the midst of extremely busy lives.

Training with your leaders is an ongoing process. You will be leading them to be intentional about going **to** the students to find those who are spiritual seekers or *Persons of Peace* (PoPs). When they begin M:28 study groups, you will help them transition their mindset from a teaching model to a facilitator model and to understand the reasons we do this. After your initial introduction to the philosophy and concepts of M:28, you will want your leaders to observe you, then you will observe them, and then you will meet with them on a regular basis to continue to coach them in the process, ensuring they understand the process and develop habits that are reproducible.

Our team is available to help you as you seek to train reproducing leaders! What a great adventure awaits!

The ISI Training Team



## **M:28 Training Schedule**

(We are including eight-hour and four-hour schedule options for use depending on your situation and preferences. The key is to get your team started and comfortable with the process, realizing that **ongoing coaching is essential.**)

### **8-Hour Option - Preferred**

(If you are splitting this training between a Friday evening and Saturday, start by explaining the tools and do Practice #1. Cover the Vision, Principles, etc. starting on Saturday morning.)

10 minutes – Get settled; Welcome; Prayer

40 minutes – Vision, Why M:28, Principles, Values, Priorities, Tools

1 hour – Practice #1 – Genesis 12:1-5

5 minutes – Evaluation

15 minutes – Break

10 minutes – Q & A and Discussion – What were the biggest challenges?

1 hour – Practice #2 – Mark 4:35-41

10 minutes – Evaluation and discussion

1 hour – Lunch

15 minutes – The Cycle

1 hour – Practice #3 – John 15:1-11

5 minutes – Evaluation

15 minutes – Q & A and discussion

10 minutes – Coaching Facilitators

15 minutes – Break

20 minutes – Small group prayer

50 minutes – Brainstorming on developing an implementation plan. (You will need to meet at another time to develop an annual plan.)

20 minutes – Present plans to group

### **4-Hour Option**

10 minutes – Get settled; Welcome; Prayer

40 minutes – Vision, Why M:28, Principles, Values, Priorities, Cycle, Tools (handouts)

1 hour – Practice #1 – Genesis 12:1-5

5 minutes – Evaluation

10 minutes – Q & A and Discussion: What were the biggest challenges?

15 minutes – Break

1 hour – Practice #2 and Evaluation – Mark 4:35-41

5 minutes – Discussion and observations

5 minutes – Coaching Facilitators

20 minutes – Initial brainstorming on developing an implementation plan (handout)

(You will need to meet at another time to develop an annual plan.)

10 minutes – Small group prayer

### **Alternate Training Approach**

(For M:28 training, one team introduced the concepts, cycle, and tools to their leaders and then met Friday evenings over the summer to practice the process using a different passage each week for eight weeks to prepare to launch groups in the fall. Even with summer vacation schedules, team members were able to practice at least four times before launch.)

## **M:28 Vision, Principles, Values, Priorities**

### **M:28 Vision**

To transform nations by multiplying disciple-making communities in every dimension of society.

### **Why M:28**

- History of watching models that were not reproducing
- Church Planting Movement (CPM) model was working and could be adapted for ISI
- Potential to reach more students and students to “own” the ministry
- Incarnational/missional lifestyle created that reproduces anywhere in the world

### **M:28 Principles**

- Prayer is essential.
- God’s Word is our authority.
- Start slow to grow fast—invest in a few who will reach others.
- Expect God to do the unexpected!
- Focus on people ready to hear and obey.
- Facilitating, rather than teaching, enables multiplication.
- Model it, don’t just instruct.
- God’s Word and the Holy Spirit are enough to lead people to Truth.
- When people hear and obey God’s Word, their lives are transformed. Success is measured by obedience!
- The Gospel is best experienced and expressed within a redemptive community.
- Insiders are more effective in reaching their community than outsiders.

### **M:28 Values**

- M:28 is a lifestyle, not a program.
- M:28 is incarnational—we go *to* the students and engage in their lives.
- M:28 is about God-directed results, not man-directed results.
- M:28 is discipling to conversion, not converting to discipleship.
- M:28 is about making disciple-makers, not just converts (spiritual multiplication, not just addition).
- M:28 is obedience-focused, not knowledge-focused.
- M:28 is about transformation, not information.
- M:28 is about sharing with others what God taught you.
- M:28 is simple, relevant, and reproducible.

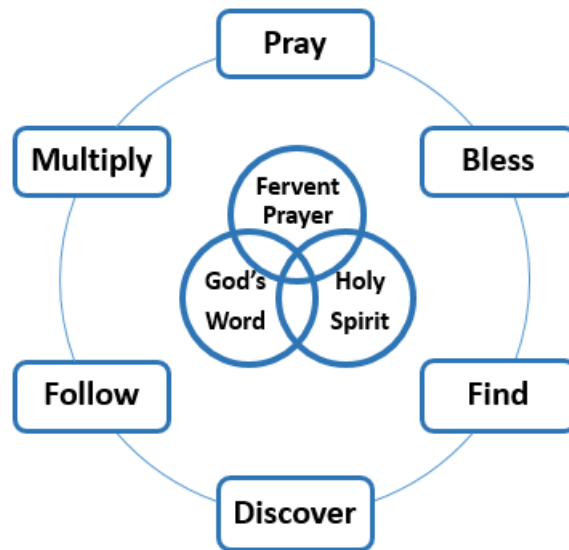
### **M:28 Priorities**

- Facilitate discovery, don’t teach.

- Release ownership to the group as soon as possible.
- Look for spiritual seekers/responders, especially Persons of Peace, and prioritize/invest time/effort in them. (A Person of Peace is one who is responsive to the messenger.)



## M:28 Cycle



**Prevailing Prayer, God's Word, and the Holy Spirit** are the core of this movement. **We believe that the Word of God and the Spirit of God are enough to accomplish the purposes of God as we partner with Him through ongoing, fervent prayer.**

**Prayer** – We also include Prayer at the top of our cycle as we want to emphasize to our student leaders that **prayer is priority in everything we do** as we develop M:28 ministry.

**Bless** – As Jesus modeled, we continuously seek to bless others through our words and actions. How do you bless international students? ***Let them list ideas.*** We want to evaluate all our activities as to whether we're meeting real needs as well as providing opportunities for us to engage spiritual seekers (especially Persons of Peace) and invite them into M:28 Bible Study groups.

**Find** – Find spiritual seekers—those who are responsive to the messenger and the message of the Gospel. (Those who are interested in M:28 Bible Study.)

*Ask: "How do you find those that would be interested? How do you recruit them?" "What does incarnational ministry look like?"* Building relationships is essential! As you build relationships, be alert to those who are showing spiritual interest. Also, provide for opportunities for students to respond at activities (i.e. welcome party response cards; Friendship Partners; Friday nights; parties; events; trips; website). But you will also need to go to them. Join their Facebook groups, go to their clubs, join a cricket or soccer club, and attend their culture nights, activities, and parties. Prayerfully and intentionally build relationships and seek a PoP that would invite others into the M:28 study group.

Strategize: *“What are ways to provide opportunities for students to become involved in M:28 groups?” “Where are some new places that we might go to connect with new students yet to be reached?”* You want to provide many opportunities for anyone to be involved, yet always be alert to/seeking out those that God is drawing (spiritual seekers) and initiate toward them. In any case, invite those that are interested in a group to bring their friends.

**Discover** – Exposure to the Word of God results in discovering Truth and sharing it with others. This is best experienced and expressed in community.

**Follow** – Here, we provide an environment and relationships where spiritual seekers can experience life transformation in the context of authentic redemptive community and learn to obey the Word of God and have opportunity to make a decision to follow Christ.

**Multiply** – This is the goal: to multiply disciple-making communities and prepare students with experience and confidence so that when they return home they will impact their cultures. By this point, you’ve identified spiritual reproducers whom you are coaching in the process to repeat the cycle.

### Practicing the Process

**Story** – Recently, an Asian Christian student leader, after having attended M:28 training said, “I love this, because I don’t have to have all the answers. I can do this!”

**Tools** – (Handouts) **Explain each tool:** Guidelines, Facilitator’s Guide, Key Passages.

**Practice #1** – Genesis 12:1-3 and Evaluation Tool

Ask: *“Where were you challenged? What did you learn? What will you do differently next time?”*

Q&A

**Practice #2 and #3** – Mark 4:35-41, John 15:1-11 and Evaluation Tool

Ask: *“Did it go better with more practice?” “Of what will you need to be aware when you are facilitating a group?”*

### Coaching Facilitators

Within a few weeks, you will want to challenge someone else in the group to facilitate the following week. Meet with them outside the group to go over the passage and answer any questions they have. This is also a good time, one-on-one, to discuss spiritual questions they have from the previous weeks of study and might not feel comfortable asking in the group. You can also ask questions about their spiritual background and where they are in their spiritual journey.

Next week, let someone else volunteer to facilitate the group for the following week.

You are actively looking for spiritual seekers (especially Persons of Peace) who will eventually invite their friends into a new group. Be alert to opportunities to follow-up with individuals in the group during the week to answer questions and initiate spiritual conversations.

### **Ministry Plan**

Spend some time praying and discussing ideas and developing a plan for how you will implement M:28 on your campus. See Handout for questions to guide the discussion.



## Ongoing Coaching

**Ongoing coaching is essential for the effectiveness of M:28.** The initial training is intended to get everyone “on the same page” philosophically and give enough familiarity with the tools to get started. Whether it is another staff person, volunteer, or student leader that you are training in this process, you will need to model facilitating the M:28 group, then, watch them, debrief with them, and ensure they’re passing facilitation around the group. Here are some things that you will want to include in your strategy:

### Principles:

- Multiplication requires time, intentionality, and accountability.
- Model the disciple-making lifestyle (prayer, the Word, obedience, service, witnessing).
- Practice MAWL (Model, Assist, Watch, Leave).
- Have clearly defined responsibilities.
- Meet regularly to encourage, guide, and resource trainees.

### Coaching Questions (for group leaders):

- How are YOU doing personally?
- Are you praying daily for the group?
- Is the group meeting consistently?
- Are all members attending and contributing?
- Are you contacting absentees during the week?
- Is anyone in the group dominating or teaching?
- Are group members sharing what they learned with someone during the week?
- Is the group serving each other and others outside the group?

**Facilitator Coaching (before M:28 Bible Study session—this may need to be done by phone depending on student availability):**

- Open with prayer (asking God to lead).
- Go over the Facilitator Guide and Group Rules together.
- Read the passage together. Do they have any questions/concerns? (Note: Do not provide Bible Study answers.)
- Close with prayer. (Ask God to help them facilitate the session.)

**Facilitator Coaching (after M:28 Bible Study session):**

- How did group members experience God over the past week?
- Did group members share with someone during the past week?
- Did all group members participate during Discover time?
- Did they get through all the Facilitator Guide questions with the group?
- Did any issues/challenges surface during group time?
- Were there any significant observations/responses from group members?



## FAQs

(This is to assist you in answering Frequently Asked Questions.)

### Why is ISI prioritizing M:28?

After 60 years of ministry, **we believe this could be our best opportunity to live out the vision of transforming nations by multiplying disciple-making communities in every dimension of societies.** We've seen its effectiveness because it's focused on training and releasing reproducing disciples. The "facilitating" rather than "teaching" model imprints a lifestyle that can reproduce upon a student's return home.

### Who is a Spiritual Seeker (SS)?

A Spiritual Seeker is someone who is spiritually responsive to the messenger.

### Who is a Person of Peace (PoP)?

A Person of Peace is someone who is responsive to the messenger and who opens the door into their community. This person attracts others to do the same.

### How do you get enough interest to start an M:28 group?

ISI staff are finding two different approaches (or combinations of both) work; however, **actively building relationships is the key to success.**

1. **"Attractional"** – At Welcome Parties, events, retreats, websites, offer a variety of services to the students and include Bible Study as one of those. When shared as cultural enrichment and education, many desire to learn, even if, initially, it's out of curiosity or educational pursuit. Then, God begins to work through His Word to touch lives. Also, if approached early enough after their arrival, this can become their primary community.
2. **"Incarnational"** – Entering into student communities (clubs, sports, trips, activities), actively seeking out Persons of Peace and encouraging them to bring their friends together for an M:28 study. Ask God to give you favor among groups into which no one is reaching.

### Can we change the questions if it gets boring doing the same questions each week?

**No!** The purpose of doing the same thing each week is so that the student realizes that this is something they can do and that they don't need the biblical "expert" for them to understand the Word of God. Reproduction is now possible. **The simpler the process, the more likely they will do it with others.** Also, **repetition leads to memory and imprinting of the M:28 DNA.**

## How do you avoid heresy?

The group becomes self-correcting as they learn to ask, “**Where is that found in this passage?**” If a person persists in pressing an issue, tell them that you would be glad to talk with them afterward.

## What if the group goes off on a tangent?

As the coach, you will be meeting with each group leader during the week. Ask, in detail, how the group responded to the questions, what they learned, and any questions that came up. Then recommend a passage for the coming week that answers the question/confusion from last week’s discovery.

## Why do you say, “If this passage is true...” during the “Respond” section since we know God’s Word is true?

Our groups will include atheists and students from various religious backgrounds. We don’t want to assume that they believe it is true, but allow the Holy Spirit to work in their lives and show them Truth.

## Won’t students go looking for more details on the passage or answers to their questions online? How do we assure they aren’t reading heresy?

We do need to be prepared for this to happen. You may want to suggest your favorite online commentary for them to investigate further during the week.

([www.easyenglish.info/bible-commentaries](http://www.easyenglish.info/bible-commentaries) is a good option.)

## How can I get more comfortable with this process?

Use it for your personal daily Quiet Time. With the **You Version App**, you can read the text, listen to it being read to you, and then paraphrase it. Ask yourself the questions, apply the Word, and see what God does in your life.

## How do I get more experience with M:28?

**Start more groups!** Some will flourish, some may die. That is okay in an “organic” life cycle. Just keep trying to start groups and learn by doing.

## How do I ensure that group leaders are following the M:28 plan for maximum reproducibility?

**Coaching is the critical piece.** First, facilitators need to be trained and then coached in order to ensure “purity” of the model. This will take time but it’s what produces reproducers. (See Coaching section for more on this area.)

## Are there more resources to help me with M:28?

Go to [www.isim28.org](http://www.isim28.org) to see all our resources. We also encourage you to read *Miraculous Movements* by Jerry Trousdale.

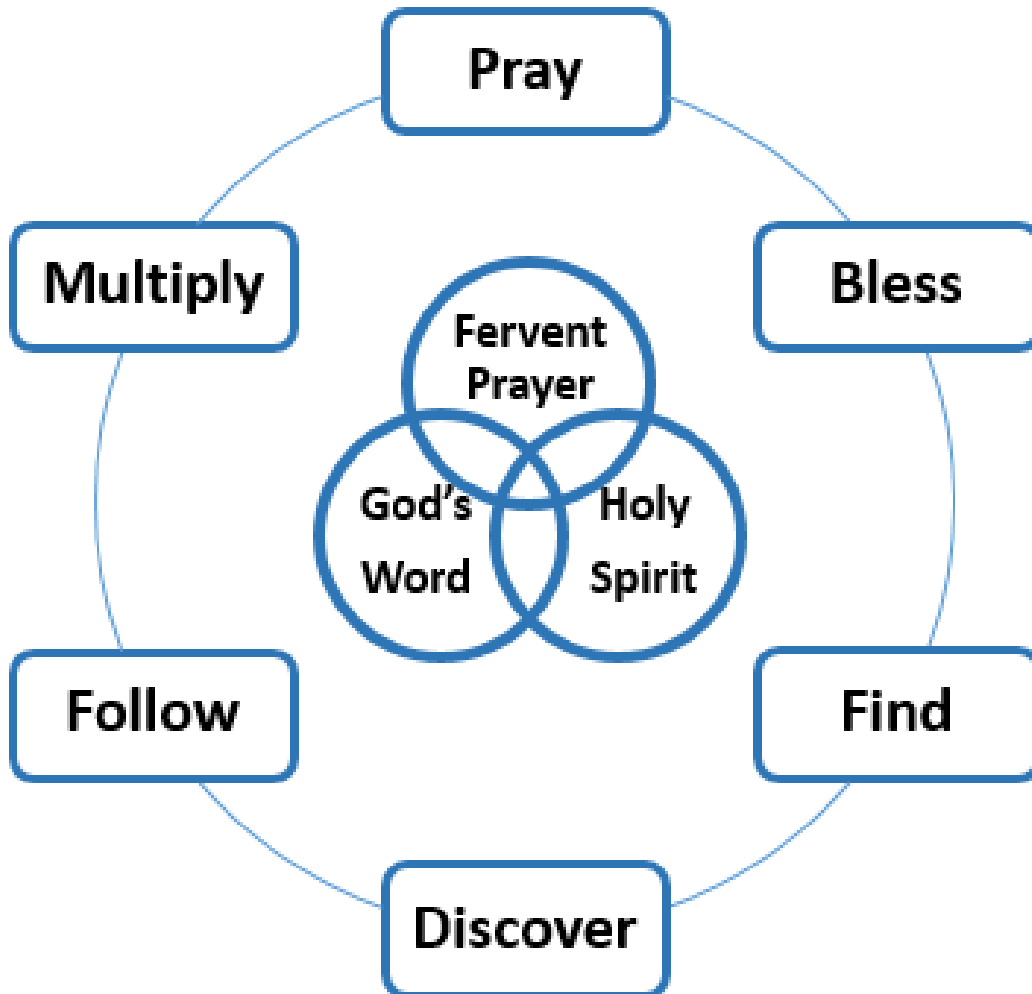




# Handouts



## The M:28 Cycle





## M:28 Bible Study Guidelines

### Group Guidelines

1. Everyone shares in **sentences** (in other words: no one person takes too much time).
2. Focus only on what **this passage** is saying (not other passages).
3. Focus only on what **this group** is seeing (not other people's perspective or outside sources).
4. Give people **time** to respond (don't be afraid of silence but allow people to "pass" if they so desire).

### Facilitator Guidelines

5. **Facilitate**, don't teach (using the Facilitator Guide).
6. **Keep the session on schedule—Complete all sections.** (Note: This will be the hardest part. You may need to shorten the passage selection or have fewer people share.) We suggest 25% of your time for Connect, 50% for Discover, and 25% for Apply. **Most important** is the "Respond" section. Encourage everyone to share.
7. **Responding to questions** —Ask, "**What in this passage helps us answer that question?**" (The goal is to help the group see that everyone can understand the Bible.) Facilitators: Don't contribute your answer/comment to every question. Let the group try to figure it out.
8. **If the question is not about the passage**, say, "**Let's discuss this further after our group time...**" If it is a genuine question, they will make time afterwards. If you don't know the answer and no one else does, say, "Let's do a separate study at another time on a passage that answers that question."
9. **Dealing with "strange" or "wrong" interpretations or distracting questions or discussions (digressions):** Ask the question, "**Where is that found in this passage?**" Ask the group if they see the same thing (builds a culture of self-correction). If the issue persists, suggest that you and the person talk about it afterwards because, "**The goal for today is to focus on what this passage has to say.**"
10. **Close the group after the second or third week.** If someone wants to bring a friend after that, help him or her start a new group with his or her friends.

## M:28 Facilitator's Guide

### Connect

- For what are you thankful this week?
- What difficulties have you experienced this week?
- How did you experience God working in your life this week?
- How did you apply what you discovered last week, and what was the result?
- With whom did you share what you learned last week and what was their response?

### Discover

**Read:** Have participants take turns reading portions of the Bible passage.

**Clarify:** Ask participants if they don't recognize any words. Have the group clarify.

**Hear:** Have one person read the entire passage out loud while the rest of the group closes their Bibles and listens.

**Retell:** Have a member of the group retell the passage in their own words. (Bible open)

**Ask the group:** (Allow people to say "pass" if they so desire.)

- Would anyone add or change any of the retelling?
- What does this passage say about God and/or people?
- What does this passage mean?
- What do you like or find significant about this passage?
- What did you not like or find hard to understand in the passage?
- What other questions do you have about this passage?

### Respond

- If this passage is true, how does it change the way you see God and people?
- If this passage is true, how should it change the way you live?
- If this passage is true, what will you do differently this week?
- With whom can you share what you've learned this coming week?
- Do you or anyone you know need help with something?

### Close

Ask a volunteer to close the group in prayer.

## M:28 Bible Study—Facilitator Guide

### Connect

- What are you thankful for this week?
- What difficulties have you experienced this week?
- How did you experience God working in your life this week?
- How did you apply what you discovered last week and what was the result?
- With whom did you share what you learned last week and what was their response?

### Discover

**Read:** Have participants take turns reading portions of the Bible passage.

**Clarify:** Ask participants if there are any words they don't understand.

**Hear:** Have one person read the entire passage out loud while the rest of the group closes their Bibles and listens.

**Retell:** Have a member of the group retell the passage in their own words. (Bible open)

**Ask the group:** (Allow people to say "pass" if they so desire.)

- Would anyone add or change any of the retelling?
- What does this passage say about God and/or people?
- What does this passage mean?
- What do you like or find significant about this passage?
- What did you not like or find hard to understand in the passage?
- What other questions do you have about this passage?

### Respond

- If this passage is true, how does it change the way you see God and people?
- If this passage is true, how should it change the way you live?
- If this passage is true, what will you do differently this week?
- With whom can you share what you've learned this coming week?
- Do you know someone who has a need, and how can we help?

### Close

Ask a volunteer to close the group in prayer.

*M:28 Global Discipleship Training © 2014 International Students, Inc.*

## M:28 Bible Study Guidelines

### Group Guidelines

1. Everyone shares in **sentences**, (in other words: no one person takes too much time).
2. Focus only on what **this passage** is saying (not other passages).
3. Focus only on what **this group** is seeing (not other people's perspective or outside sources).
4. Give people **time** to respond (don't be afraid of silence but allow people to "pass" if they so desire).

### Facilitator Guidelines

5. **Facilitate**, don't teach (using the Facilitator Guide).
6. **Keep the session on schedule—Complete all sections.** (Note: This will be the hardest part. You may need to shorten the passage selection or have fewer people share.) We suggest 25% of your time for Connect, 50% for Discover, and 25% for Apply. **Most important** is the "Respond" section. Encourage everyone to share.
7. **Responding to questions** —Ask, "**What in this passage helps us answer that question?**" (The goal is to help the group see that everyone can understand the Bible.) Facilitators: Don't contribute your answer/comment to every question. Let the group try to figure it out.
8. **If the question is not about the passage**, say, "**Let's discuss this further after our group time...**" If it is a genuine question, they will make time afterwards. If you don't know the answer and no one else does, say, "Let's do a separate study at another time on a passage that answers that question."
9. **Dealing with "strange" or "wrong" interpretations or distracting questions or discussions (digressions):** Ask the question, "**Where is that found in this passage?**" Ask the group if they see the same thing (builds a culture of self-correction). If the issue persists, suggest that you and the person talk about it afterwards because, "**The goal for today is to focus on what this passage has to say.**"
10. **Close the group after the second or third week.** If someone wants to bring a friend after that, help him or her start a new group with his or her friends.

*Note: Many of the "Respond" questions are phrased "If this is true..." so that people who don't yet fully trust the Bible can participate in this bible study process comfortably.*

*Adapted from David Watson's CPM Training Resources <http://www.cpmtr.org/resources/>*





## M:28 Bible Study Key Passages

<i>Genesis 1</i>	God Creates All Things
<i>Genesis 3</i>	People Disobey God and God's Response
<i>Genesis 12:1-5; 15:1-6; 17:1-8</i>	God's Special Promise
<i>Psalms 32</i>	The Blessing of Forgiveness
<i>Isaiah 52:13-53:12</i>	God's Suffering Servant
<i>Luke 1:26-38; 2:1-20</i>	The Birth of Jesus
<i>John 3:1-21</i>	Jesus Meets a Man Seeking God
<i>Mark 4:35-41</i>	Jesus Calms a Storm
<i>John 11:1-44</i>	Jesus' Authority over Death
<i>Luke 23:26-49</i>	Jesus Dies on a Cross
<i>Luke 23:50-24:12</i>	Jesus Rises from the Dead
<i>John 1:1-18</i>	Becoming a Child of God



*This tool helps the facilitator with leading the M:28 Bible Study group, as well as keeping the coach and facilitator focused on the same goals.*

Facilitator's Name: \_\_\_\_\_

**M:28 Bible Study–Evaluation:**

	Yes	No
<b>CONNECT (1 pt. each "yes" answer)</b> Did you...		
Ask what people are thankful for?	<input type="checkbox"/>	<input type="checkbox"/>
Ask them to share about their difficulties and stresses?	<input type="checkbox"/>	<input type="checkbox"/>
Ask them how they experienced God in this past week?	<input type="checkbox"/>	<input type="checkbox"/>
Ask them how they applied what they discovered last week and the result?	<input type="checkbox"/>	<input type="checkbox"/>
Ask with whom they shared and the response?	<input type="checkbox"/>	<input type="checkbox"/>
 <b>DISCOVER (1 pt. each "yes" answer)</b> Did you...		
Break up the passage so each person reads a part?	<input type="checkbox"/>	<input type="checkbox"/>
Ask the group to clarify words not understood?	<input type="checkbox"/>	<input type="checkbox"/>
Have one person read the passage out loud while everyone else listened?	<input type="checkbox"/>	<input type="checkbox"/>
Did you have the group retell the passage?	<input type="checkbox"/>	<input type="checkbox"/>
Did you ask what they would add or what they see in a different way?	<input type="checkbox"/>	<input type="checkbox"/>
Did you allow people to say, "Pass"?	<input type="checkbox"/>	<input type="checkbox"/>
Did you ask at least <b>five</b> "Discover" questions? <b>(1 pt. each: 5 total)</b>	_____	_____
_____		
 <b>RESPOND</b>		
Did you ask all <b>five</b> questions? <b>(1 pt. each: 5 total)</b>	_____	_____
Did you ask everyone to answer these questions?	<input type="checkbox"/>	<input type="checkbox"/>
Did you identify people who need help and how to help them?	<input type="checkbox"/>	<input type="checkbox"/>
 <b>Negative points (1 pt. each "no" answer)</b> Did you...		
Caution those speaking too long?	<input type="checkbox"/>	<input type="checkbox"/>
Caution those using other passages?	<input type="checkbox"/>	<input type="checkbox"/>
Caution those using other sources?	<input type="checkbox"/>	<input type="checkbox"/>
Caution those speaking too quickly or not allowing for silence?	<input type="checkbox"/>	<input type="checkbox"/>
Caution anyone dominating the group?	<input type="checkbox"/>	<input type="checkbox"/>
 <b>Extra credit (You get one extra point for doing each of the following:)</b>		
Did you go over the "guidelines" with the group?	<input type="checkbox"/>	<input type="checkbox"/>
Did you encourage the group to focus only on the passage?	<input type="checkbox"/>	<input type="checkbox"/>
Did you offer to discuss additional questions after the group time?	<input type="checkbox"/>	<input type="checkbox"/>
Did you emphasize the goal to discover what the passage said?	<input type="checkbox"/>	<input type="checkbox"/>

**TOTAL POINTS:** \_\_\_\_\_/27 Points



## Strategizing for M:28 Implementation

Spend time praying and discussing how you will launch M:28 on your campus.

*Here are some questions to think about:*

1. What will we do to make prayer a priority?
2. What are the open doors on campus?
3. What are the challenges?
4. What are needs that aren't being met?
5. Which students are not being reached by anyone or which strategic people groups are not being touched?
6. What are some possible access points among that group where we could enter?
7. Who has God already brought to you? Who might be a spiritual seeker?
8. What are their "affinity groups" that they might be able to access?
9. Who are potential student leaders?
10. Has God brought any Christian international students to your group? How will you include them in launching M:28?
11. Are there others who you need to train in M:28 to bring onto this team?
12. When will you launch? How?
13. What different types of groups will you offer? (E.g. Friday night with food and games, small groups on campus during the week, Girls' Night Out, Hike and Study, etc.)
14. What different types of groups will you seek out on campus? (student clubs, intramural sports, culture nights, Facebook groups)
15. Who will coach? Who will facilitate?





## Background





## Why M:28?

**The mission of ISI** is to share Christ's love with international students and to equip them for effective service in cooperation with the local church and others.

**The vision of ISI** is to see every international student befriended, led to a personal relationship with Jesus Christ, and disciplined for His service **to impact every nation with the Gospel of Jesus Christ.**

Throughout the history of ISI, thousands of dedicated staff and ministry volunteers have invested time and effort in reaching the internationals studying on U.S. college and university campuses. God has granted much fruit from these efforts. Unfortunately, however, the pressures and demands of life overcome many of these international students returning to their home countries as followers of Jesus Christ. With time, they can become isolated from other believers, lose their spiritual passion, and eventually lose their vision and impact for Jesus Christ. They no longer reach out to those around them, much less engage as disciple-makers.

In studying these trends, it is evident that **many returnees fail to engage spiritually with the church and people of their culture.** Since most have been only exposed to a didactic "teaching" model (from staff, volunteers, or churches) rather than an inductive "discovery" model, they feel ill equipped to reproduce as they move home or around the world. There must be a better way to equip these returnee believers to survive and thrive spiritually in their cultures. **They need a different discipleship DNA—a reproducible model that would work in any culture.** They need a discipleship approach that could thrive and multiply in the mega-cities of the world, in the urban marketplaces, and in the rural communities of their nations. ISI's **M:28 Global Discipleship Initiative** was developed and launched to provide a better way to equip international students for faithful and fruitful service to Jesus Christ in their home cultures and beyond.

Following extensive research and study of different discipleship and church-planting models around the world, a viable model began to emerge. In its various forms and adaptations it is a **"rapid church-planting model,"** the most notable of which is called "Church Planting Movements." ISI has studied these models, has identified the core/driving principles, and has developed a model/strategy specifically designed for international students who will be serving in leadership roles around the world. After several years of field testing and refinement, **ISI's M:28 Global Discipleship has begun to emerge as an effective model for reaching students** from other cultures, imprinting them with the DNA of spiritual multiplication, and equipping them to be disciple-makers wherever God sends them. The M:28 model is now being implemented in many U.S. cities as well as other countries around the world, with growing success. These are all very encouraging signs of effectiveness as a transcultural model for rapid disciple-making (in any sector of society) and the global church planting enterprise.

ISI's **M:28 model is based on the Great Commission** given by Jesus to his followers in Matthew 28:19-20. (Thus the name, "M:28.")

*"Therefore, go and make disciples of all the nations, baptizing them in the name of the Father and the Son and the Holy Spirit. Teach these new disciples to obey all the commands I have given you. And be sure of this: I am with you always, even to the end of the age."*

But, why do we focus on international students? What makes international student ministry (ISM) such a strategic global missions priority? The following reasons explain why reaching international students for Jesus Christ is ISI's high privilege and priority:

1. International students are a **mobile mission field** (i.e., by virtue of their global mobility, they represent a strategic mission field accessible to those in their host countries, many or most of whom we would not be able to reach in their home cultures).
2. International students afford the church/believers the opportunity for global impact by reaching representatives from virtually **every nation of the world** including the **least-reached nations of the world** with the life-transforming message of Jesus Christ.
3. To reach international students is to reach **the brightest and best** (present and/or future leaders/influencers) from virtually every nation on earth.
4. Reaching international students makes practical sense because **we do not need to learn another language or culture**; they are learning ours.
5. Reaching international students makes relational sense because they have left their family and friends and are **looking for new friendships and community/belonging**.
6. Reaching international students makes spiritual sense because they have left their (restrictive) familiar cultural and religious environments and are often **very open to explore new ideas and discover answers to their questions about faith and destiny**.

### **Challenges**

Although outreach to international students is highly strategic toward fulfilling the Great Commission, it typically does not come without its challenges. The following issues are often experienced in ministry to international students:

1. **Unreached Students:** In spite of sincere and tireless efforts by international student ministry staff to reach the students on campus, most international students are not being reached (not enough ministry staff/volunteers to go around). Consequently, international student ministries rarely come close to achieving ministry saturation in their areas (where every student is given the opportunity to see and hear the life-transforming power of the Gospel).
2. **Student Ownership:** Many international student ministries experience difficulty in getting students to understand and embrace the opportunity to take ownership for the ministry on their campus (often due to staff doing most of the work and/or not adequately equipping and delegating ministry ownership to the students).

3. **Spiritual Multiplication:** Most ministries also experience significant challenges in seeing students personally embrace spiritual/ministry multiplication by engaging as disciple-makers on their campus.
4. **Returnee Attrition:** Many students go home to a very different cultural and spiritual environment than they have experienced in their host country—and because of the pressures of job, family, and culture they become isolated in their personal walk with Christ from other believers and often end up becoming spiritually compromised, disinterested, and ultimately disengaged.
5. **Missional Lifestyle:** Getting any believer to understand and embrace a Great Commission lifestyle is a significant challenge all in itself—and a particular challenge for international students (perhaps due to the failure to call students to think and act “missionally” from the start).

### Characteristics

Given these challenges and extraordinary opportunities, what are the characteristics needed for an international student ministry to be culturally relevant, replicable, and transformational? The following characteristics must be present for such a ministry model to be effective and reproducible in other cultures.

The international student ministry model must be:

1. **Biblical**
  - Scripture must be the **final authority**.
  - It must be **theologically sound**.
  - It must be **self-correcting** in truth (defense against theological/doctrinal drift).
2. **Simple**
  - Easy to **understand**
  - Easy to **replicate**
3. **Relevant**
  - In every **culture** (transcultural)
  - For every **context** (cultural expression without compromise of truth)
  - Within every **dimension** (viable/reproducible in every sector of society)
4. **Reproducible**
  - Results in authentic **spiritual transformation**
  - Is **self-duplicating** (multiplying redemptive communities)
5. **Persecution-Resistant**
  - Capable of surviving and thriving under **persecution**







## M:28 Strategy

The overall strategy of ISI's M:28 initiative is to:

1. Establish M:28 model sites at each university (local ISM saturation).
2. Equip returnee students for M:28 ministry replication in their spheres/communities of impact (Great Commission lifestyle).
3. Establish viable/reproducible M:28 initiatives in returnee home countries.
4. Equip ISM staff/volunteers in other countries/cultures for M:28 strategy implementation and replication.

Launch a global M:28 movement among international students:

1) Establish M:28 model sites in each region (key ministry/city)

2) Equip returnee students for M:28 replication in their spheres/communities of impact (Great Commission lifestyle)

3) Establish viable/reproducible M:28 movements in returnee home countries

4) Equip ISM staff/volunteers in their countries for M:28 strategy implementation and replication

## M:28 Reproducible Model

The following are the aspects that inform and direct ISI's M:28 disciple-making initiative:

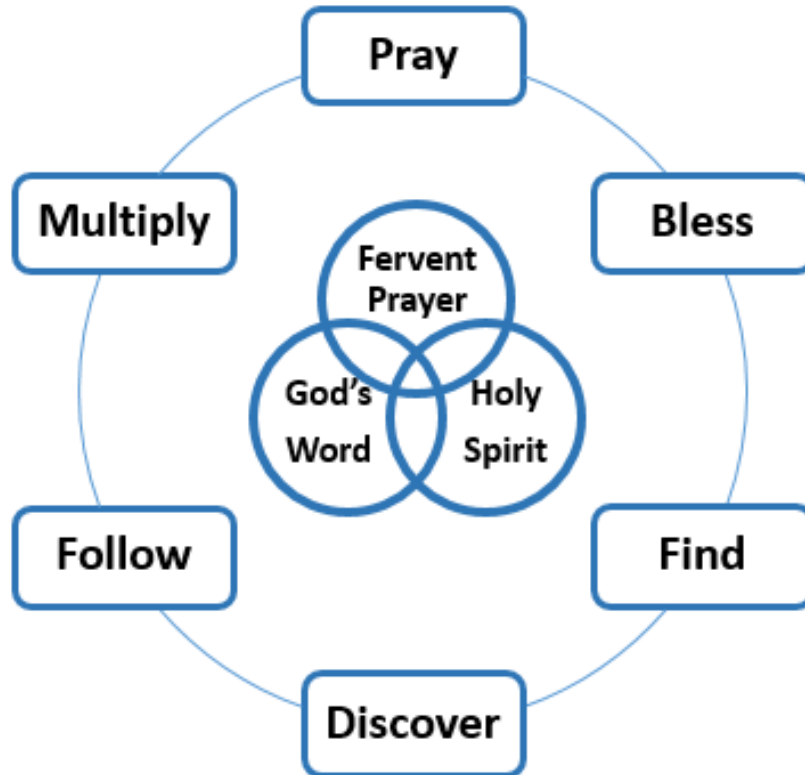
- **Imprint**—the mission-critical importance of imprinting the correct spiritual DNA in the disciple-maker
- **Prayer**—our ultimate dependence on God's purposes/plans/provision/power
- **Community**—discipleship best happens in the context of biblical, redemptive community
- **Scripture**—our commitment to the final authority of Scripture to inform/direct our beliefs, values, attitudes, and actions
- **Obedience**—the emphasis in our disciple-making movement of living a surrendered, obedient lifestyle (to the lordship of Jesus Christ and his Word)
- **Lifestyle**—the importance of establishing disciple-making movements that embrace a missional/incarnational (going TO them) lifestyle
- **Ownership**—creating an environment of participation/ownership for every member

- **Simplicity**—creating/promoting a disciple-making model that is simple, easy to pass on, and relevant in any culture (transferable)
- **Multiplication**—establishing a disciple-making model that results in self-replicating movements
- **Focus**—our commitment to discover and apply principles and practices that enable us to do **more through less!**



## M:28 Ministry Cycle

**“Discipling to Salvation”** - As students practice outreach, community, sharing what they’ve learned, praying together, caring for one another, and learning the Word of God, the DNA of the Christian life is built into their lifestyle even before they choose to follow Christ.





## Concepts Behind the M:28 Ministry Cycle

Step:	Purpose:	Description:	Scripture:	Principle:	Actions:
Pray	Staying dependent on God	Dependence on the Holy Spirit's initiative and work, through prevailing prayer, resulting in God's provision, protection, power and purposes being revealed	Eph. 6:18-20 Col. 2:2-4 Lk. 6:12-16	Prayer is the main work	Pray for: - Open doors/hearts - Wisdom - Boldness - Conviction - Repentance
Bless	Expressing the Gospel through words and actions	Providing opportunities for international students to experience the love of Christ in action and hear witness of the life-transforming power of God's Word	Lk. 8:1-15 1 Pet. 1:22-23	Seed knows what to do	<u>Care:</u> - Listen for needs - Meet needs <u>Share:</u> - God's <b>Word</b> - God's <b>Work</b> - God's <b>Ways</b>
Find	Identifying spiritual seekers, (especially People of Peace) and engaging their communities	Following the model of Jesus, identifying and engaging with those who are authentic spiritual responders (especially "PoPs")	Jn. 4:5-29 (woman at well) Mt. 8:5-13 (Centurion) Lk. 10:1-11,16	Work where God is working, & seek to reach communities	Life Questions: - Their interests - Their influences - Their needs - Their hopes - Their opportunity
Discover	Facilitating Truth Discovery	Providing spiritual seekers and their communities the opportunity to engage in truth discovery (God's Truth) and be introduced to the life-giving message of Jesus	Mt. 10:5-8 Heb. 4:12 Acts 6:7, 13:16-41	God's truth transforms	Explain: - God's design - Our need - God's provision - Our response
Follow	Following Jesus Christ in redemptive community	Providing an environment and relationships where spiritual seekers can experience life transformation in the context of authentic redemptive community	Jn. 17:18-23 Acts 2:42-47	Authentic community attracts and empowers	- Prayer - For and with them - Care - Hear and meet needs - Share - God's Word - God's Work
Multiply	Equipping and sending out believers to be disciple-makers	Equipping and sending out leaders who will find other spiritual seekers, engage with their communities, lead them in truth discovery, and equip them to be disciple-makers	Mt. 28:18-20 Mk. 4:20 Jn. 15:8,16 Mk. 16:15 2 Cor. 5:17-20 2 Tim. 2:2	Obedient disciples bear fruit and multiply disciples	Imprinting: - Worship and Prayer - Fellowship - Discovery - Obedience - Witness - Service/Care



## M:28 Person of Peace

### Who Is The Person of Peace?

In ISI's M:28 disciple-making program, the "Person of Peace" is defined as that person whose *spirit* is receptive to the *spirit* of the messenger of the Gospel (see Luke 10:1-9). Note the important distinction between someone who is merely *socially* responsive versus someone who is *spiritually* responsive. This is a crucial difference and is often missed. In working with international students, it can be easy to assume that a friendly, connected student is a Person of Peace. This is not necessarily true since often students will respond favorably to the "messenger" only because they are lonely, want to improve language skills, or see the messenger as someone who can help them achieve their personal objectives—not because they are spiritually interested.

Another important consideration is that though the Person of Peace is responsive to the messenger, he or she may not be the first one to come to faith in Jesus Christ. In fact, we may not see this person come to faith while they are with us. That may happen much later—after he or she leaves our campus or area.

### Why Is the Person of Peace Important?

**The most important role the Person of Peace plays is to provide access for the messenger into his or her community or affinity group.** (A PoP may be a believer or not yet a believer.) The messenger is granted access into the community based on established trust between the Person of Peace and his or her community. In other words, the Person of Peace functions as a "trust bridge" between the community and the messenger of the Gospel, allowing access into the community by the messenger. This is a key dimension of ISI's M:28 disciple-making approach because it enables and focuses the messenger on reaching communities of students rather than just individuals, thus accelerating the process of reaching all the international students on a campus.

## M:28 Bible Study Process

The M:28 Bible Study model follows a simple **process** that results in students being won to Jesus Christ, established in the faith, and **disciplined to be disciple makers**. This discipleship process starts the day they begin to participate in the M:28 Bible Study. The key components of an **authentic redemptive community** are experienced in the first M:28 Bible Study session and every session after.

Within three or four M:28 Bible Study sessions, the basic principles and practices of a redemptive community have become **imprinted** within each participant. Following this simple and reproducible model of bible study and redemptive community, each student is equipped with the basics for starting and multiplying M:28 Bible Studies wherever God sends him or her.

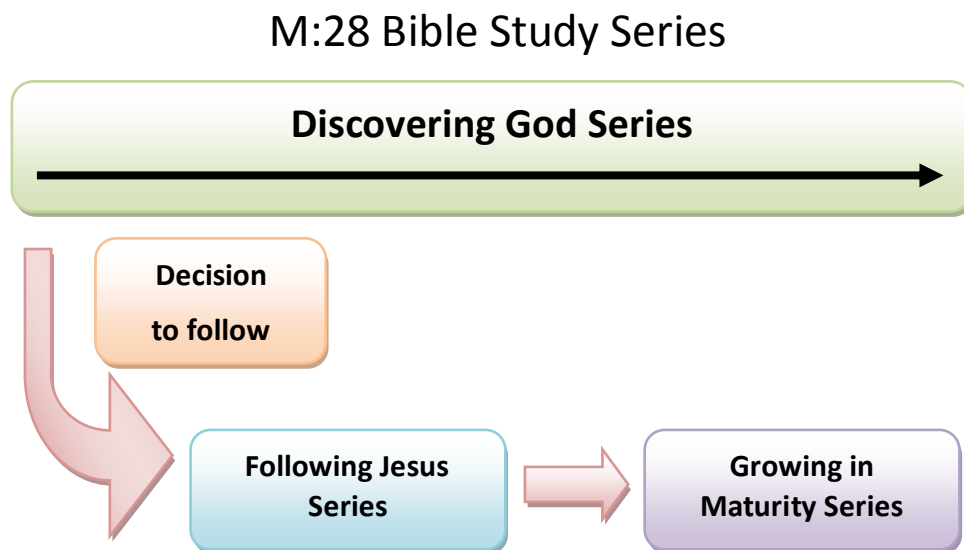


## M:28 Bible Study – Basics

### Foundation

The foundation of the M:28 model is the “discovery” method of bible study (see M:28 Bible Study Series diagram below). In the M:28 model, the bible study experience is not based on teaching, but rather on the inductive method of discovery (asking questions). This allows for all participants to be “facilitators” because prior knowledge is not required. In this model, all the participants in the group share facilitation of the sessions on a rotating basis.

This is an important dimension of the M:28 model as it imprints both in believers and not-yet-believers the sufficiency of God’s Word and the Holy Spirit to lead people to truth. There is no need for seminary degrees or advanced bible knowledge to understand God’s Truth, obey it, and be transformed by it. Please note, as well, that no one in the group is ever required to facilitate if they do not want to. They may simply “pass” if they wish.



The M:28 Bible Study process provides the framework—and is key to the success of—the M:28 model. Each component of the M:28 Bible Study experience has been carefully selected to imprint the right disciple-making DNA in the participants.

**NOTE: It is very important to include each of the components of the M:28 Bible Study process for the disciple-making imprint and replication to occur “instinctively.”**

Every M:28 Bible Study session is facilitated using the ***M:28 Bible Study–Facilitator Guide*** (see Handouts). This guide helps ensure all of the components of the M:28 Bible

Study are consistently applied—thus laying the foundation and imprint of redemptive community and the M:28 disciple-making DNA.

### **M:28 Bible Study – Passages**

In the handouts, you have a twelve-week suggested list to get started. Many staff have found that twelve weeks is the most that can be covered in a semester; however, at the end of this section, you will find an extensive list as a resource for creating other study series.

### **M:28 Bible Study – Three Parts**

There are three parts, or segments to the M:28 Bible Study experience, which are:

**1. Connect, 2. Discover, and 3. Respond.**

**Transformation happens when people come together to engage with God’s Word, when His Holy Spirit enlightens them, and when they apply what they have discovered in their daily lives.**

### **Facilitating the M:28 Bible Study**

The effectiveness of the M:28 model is its **simplicity**. There is nothing complicated about facilitating the M:28 Discovery Bible Study. All that is needed is **a willing heart**, a copy of the ***M:28 Bible Study–Facilitator Guide***, the ***M:28 Bible Study–Guidelines***, a copy of the ***M:28 Bible Study–Passages*** list, and enough copies of the Bible for everyone to follow along (see Handouts). The assigned student/facilitator simply follows the ***Facilitator Guide*** in leading the group through the M:28 Bible Study process.

An M:28 Bible Study session typically requires one and a half hours. This is usually enough time to cover all the questions and allow for some “connection” time. If pressed for time, a study may be completed in one hour, though this is not preferred.

The designated “facilitator” starts the session by welcoming everyone and then simply guiding the group through the questions or discussion points provided in the ***M:28 Bible Study – Facilitator Guide***. The role of the facilitator is to keep the group engaged with the questions in the allotted time. The facilitator is also responsible for keeping the discussion focused on the passage and making sure everyone has the opportunity to contribute. **At no time is the facilitator (or anyone else) to teach or dominate the discussion.** The **biggest challenge** for the facilitator will be to keep the group moving quickly enough to complete the entire study.

If this is a new group, or new members have just been added to the group, the facilitator should quickly review the ***“Group Guidelines” for the M:28 Bible Study*** sheet with the group to ensure everyone understands the discussion guidelines. Once a group has started, it is good to occasionally review these guidelines just to reinforce them and/or to bring the focus back if the group is beginning to stray.



### **Closing a Group**

After two or three weeks, a group will need to be closed as a new person will not have the needed background for the current study. It's best to start a new group with new students.



## M:28 Coaching

**There is *no teaching* in the M:28 disciple-making model.** In fact, it is very important that no one has or assumes the role of teaching in the M:28 Bible Study sessions. The reason for this is that once someone becomes the “teacher” or “knowledge” person in the group, the rest of the members will not engage fully and will depend not on God’s Word to lead them to truth but on the “teacher.” Teachers, or mentors, have a different role in the M:28 model – **that of *coaching* participants to do the facilitation** (outside of the group time).

It is important for the “coach” or “disciple-maker” to model the M:28 Bible Study process, then get out of the way as soon as possible and allow the students to facilitate the sessions. The term that is used to describe this process is **MAWL**, which stands for: **Model, Assist, Watch, and Leave**. A primary role of the coach is to meet with the student assigned to facilitate a session prior to the session in order to coach him/her on how to lead the session, and to pray together. After the bible study session, the coach should again meet with the student to **review** the session, what went well, and what could be improved next time.

During the sessions the coach may participate occasionally, but mostly observes – and prays for the student facilitating and the Holy Spirit’s work through the discovery process. Note that the “**Leave**” step in the process never means to “**abandon**” (totally leave) the group; it simply means that **the more experienced the group members are in facilitating the bible study the less the coach needs to be present**. This is especially true if a member (or members) is able to begin coaching other members of the group, and it is a primary goal of the M:28 model. However, the original coach should never completely leave the group but should visit the group and/or the “coaches in training” on a regular basis to encourage them and make sure the M:28 process is still being followed and the group is engaging with and applying God’s truth in their lives.

## M:28 Program Launch

- **Pray** continually for God to open doors, grant favor on the campus, raise up volunteers and Christian students, and prepare hearts of incoming students.
- **Develop a plan** based on research, the resources you have, and the needs you see.
- **Reach out to meet needs** of new students and, in the process, invite students into M:28 communities. Also, **actively seek potential spiritual seekers and Persons of Peace** who will reach out to others.
- **Engage** with those you’ve met and friends they bring into M:28 studies.
- **Model group facilitation**, but quickly engage others in the facilitation process.
- **Meet** with individual attendees outside the group time to build relationships and answer questions.
- **Train** those who decide to follow Christ to reproduce the M:28 model.

- Continually **coach** volunteers and student leaders who are serving on your team and evaluate needed changes.
- **Pray** for God to transform the hearts and lives of many.



## Resources



## M:28 Bible Study – Suggested Passages

**For each study, you want to focus on one passage** and discover what God wants you to see, understand, share, and obey. **If you are going through this for the first time, find a coach who can help you.** Because we may not have two years of weekly study with the same group in our situations, “Discovering God” is designed to help students get the big picture and meet the God of the Bible within a semester. Start a new group using “*Discovering God Series*” (Set 1). Set 2 reinforces Set 1, and may be used second semester. You will find a suggested twelve-week set in the Handouts to use in starting your group.

Coaches: **You may add or remove passages you think are necessary** based on the things you hear in the meetings or from the facilitator. (For example, if some couples are struggling with their marriages, you might add a study exploring Ephesians 5:21-33.)

**Important:** Let students discover what the Bible and God say about the topic in each passage **using the same Discovery method each time.**

### Discovering God Series (Set 1)

#### ***God Creates***

Genesis 1:1-25 – God Creates All Things

Genesis 2:4-24 – God Creates People

#### ***Man Rebels***

Genesis 3:1-13 – People Disobey God

Genesis 3:14-24 – God’s Response

#### ***God Makes a Way Back***

Genesis 6:5-22, 7:17-24, 8:18-22 – God Judges His Creation

Genesis 9:1-19 – God Makes Promises to All Creation

Genesis 12:1-8, 15:1-6, 17:1-8 – God’s Special Promise to One Family

Genesis 21:1-7, 22:1-19 – Abraham’s Big Test

Isaiah 52:13-53:12 – God’s Promised Suffering Servant

#### ***Life of Christ***

Luke 1:26-38, 2:1-20 – The Birth of Jesus

John 3:1-21 – Jesus Meets a Man Seeking God

Luke 5:17-26 – Jesus Heals a Paralyzed Man

Mark 4:35-41 – Jesus Calms a Storm

Matthew 26:17-30 – Jesus Shares a Last Meal

Luke 23:32-49 – Jesus Dies on a Cross

Luke 23:50-24:12 – Jesus Rises from the Dead

John 1:1-18 – Series Summary: Becoming a Child of God (**Important**)

## Discovering God Series (Set 2)

### ***God Creates***

Psalm 19 – Creation: Testimony to God, His Word Makes Us Wise

Psalm 139:1-18 – Man’s Special Relationship with God

### ***Man Rebels***

Psalms 14 and 53 – All Have Turned Away from God

### ***God Makes a Way Back***

Deuteronomy 5:1-21, 5:32-6:2 – God’s Commands

Leviticus 4:13-31 – Sacrifices for Sin

Psalm 32 – The Blessing of Forgiveness

Psalm 2 – How We Will Know the Messiah/Christ

### ***Life of Christ***

John 1:19-34 – Jesus is Baptized

Matthew 4:1-22 – The Testing of Jesus

John 4:1-26, 39-42 – Jesus Meets the Samaritan Woman

Mark 5:1-20 – Jesus’ Authority Over Spirits

John 11:1-44 – Jesus’ Authority Over Death

John 19:28-42 – Death and Burial of Jesus

Luke 24:13-35 – Jesus Meets Disciples after Rising Again

John 1:1-18 – Summary: Becoming a Child of God

## Following Jesus Series

Luke 5:1-11 – Followers of Jesus Leave Everything

John 14:14-31 – Followers Demonstrate Their Love by Obeying

Philippians 2:1-13 – Followers Have the Same Perspective as Jesus

Luke 4:1-13 – Followers Overcome Temptation Using God’s Word

John 1:35-51 – Followers Introduce Others to Jesus

Acts 4:23-31 – Followers Will Experience Persecution

Matthew 6:5-18 – Followers Apply Jesus’ Model of Prayer and Fasting



Matthew 5:38-48 – Followers Show Love for Enemies

Luke 8:22-25 – Followers Don't Fear Circumstances

Matthew 18: 15-35 – Followers Forgive and Seek to Restore Broken Relationships

I Corinthians 7:1-17; 2 Corinthians 6:14-18 – Following Jesus in Marriage

Matthew 19:1-12; Ephesian 5:21-33 – Following Jesus in Marriage, Part 2

Matthew 5:33-37 – Followers Keep Their Word

Ephesians 4:15-31 – Followers Behave Differently as They Mature in Christ

### **Growing in Maturity Series**

Matthew 22:34-40 – Followers Love God and Love People

Matthew 28:16-20 – Followers Make Disciples of all Nations

Luke 14:25-35 – Followers Count the Cost of Discipleship

Luke 15 – Followers Seek the Lost

Luke 16:1-9 – Followers Invest for Eternity

2 Corinthians 5:11-21 – Followers are Christ's Ambassadors

John 4:4-26, 39-42 – Followers Share Their Story

Acts 8:9-13 – Followers of Jesus Believe and are Baptized

Luke 22:14-23 – Followers Remember Jesus in Communion

I Corinthians 12:12-30 – Followers Understand they are a Part of Christ's Body

Hebrews 10:23-25; Acts 2:42-47 – Followers Practice Community

Psalms 139:1-8 – Followers Understand the Role of the Father

Colossians 1:15-20 – Followers Understand the Role of the Son

I Corinthians 2:10-16 – Followers Understand the Role of the Holy Spirit

John 17 – Followers Pray Based on Their Relationship with God

Ephesians 1:3-14 – Followers Live in Light of Their Position in Christ

John 10:25-30 – Followers Are Secure in Their Relationship with Christ

Hebrews 12:5-11 – Followers Accept Discipline from God

Mark 12:28-34 – Followers Love God and Love Others

Ephesians 4:1-6 – Followers Keep Unity in Christ

Psalms 1 – Followers Delight in God's Word Which Brings Wisdom for Living



M:28 Links and Books

Official ISI M:28 materials: [www.isim28.org](http://www.isim28.org)

*Miraculous Movements* by Jerry Trousdale, City Team International, Thomas Nelson, 2012.

*Dreams and Visions: Is Jesus Awakening the Muslim World?* by Tom Doyle, Thomas Nelson, 2012.

*Here's Life*: Scripture versions in multiple languages (<http://dmlife.info/dbs>)